

CONCURRENT

ENROLLMENT

SALT LAKE CITY SCHOOL DISTRICT  
**CONCURRENT  
ENROLLMENT**

Did you know you  
could be earning  
**college credit**  
in high school?




**What is Concurrent Enrollment (CE)?**

Concurrent enrollment (CE) courses are college classes taught during the regular school day at one of the three traditional high schools and the Career and Technical Center in the SLCS. CE classes are just as challenging as any college class on a college campus and require a high level of responsibility from the student. Upon successful completion of concurrent enrollment coursework, students earn both high school and college credit.

# WHY CONCURRENT ENROLLMENT?

Students who participate in concurrent enrollment learn the skills they need to navigate college processes and the challenges of college. As a result, they are less likely to drop out and more likely complete a degree.



## Here are five reasons to take Concurrent Enrollment (CE) classes

1. You will be more likely to **complete a college degree**;
2. At **\$5 per credit hour** – this is a tuition cost you cannot pass up;
3. Save time – you will **spend less time in college** and more time in your career;
4. Save money – again, **\$5 per credit hour** while in high school vs. several hundred dollars on the college campus; and
5. Test the waters – CE is a great chance to **“try college out”** or **“get a jump start”** on your college education.

When concurrent enrollment students make mistakes in their CE classes and perform poorly, they typically have a robust high school support system to help coach them through how to not make those same mistakes in the future when they are paying full college tuition.



## 93% vs. 60%

Pass Rate for SLCC Concurrent Enrollment vs. AP




## \$15 vs. \$589

CE Tuition vs. SLCC Tuition After High School Graduation

“Offering students attending school in the Salt Lake City School District an option to get an early start on college is an opportunity that will pay dividends for years to come. I encourage all students and their families to take a serious look at this outstanding choice and choose wisely. We offer something to satisfy every student’s interests. Your future starts here, and we would love to help plan for it.”

-Timothy Gadson III, Ph.D., Superintendent

Credits earned through the concurrent enrollment program are transferable from one Utah System of Higher Education institution to another. However, the way in which credits transfer – as equivalent or elective credit – may vary from one college or university to another. Therefore, transferability should be considered when selecting CE courses. It is always smart to seek advice on transferability of credit from a college academic adviser at the institution you plan to attend after high school graduation.



# 2021-2022 CONCURRENT COURSES



## GENERAL EDUCATION COURSES

College Course	SLCSD Graduation Requirement	Title at High School	Course Location	Credit on College Transcript
*ART 1240	CTE or Fine Arts	Intro to Screen Printing	East	3
*ART 1120	CTE or Fine Arts	Commercial Art 1	East	3
*ART 1135	CTE or Fine Arts	Digital Print Design 1	East	3
*ART 1200	CTE or Fine Arts	Digital File Prep	East	3
*ART 1050	CTE or Fine Arts	Commercial Photography 2	East	3
*ART 1010	Fine Arts	Art History	East	3
*ART 1020	Fine Arts	Drawing Fine Arts	East	3
*CJ 1010	CTE or Social Studies Elective	CE Law Enforcement	East, West, Highland, held at the Career and Tech Center	3
*ENG 1010	ELA 12	English Conc Enroll	East, Highland, West	3
*ENG 2010	ELA 12	English Conc 2010	East, Highland, West	3
*ETHS 2400	Social Studies Elective	Ethnic Studies	East, West, Highland, held at the Career and Technical Center	3
*INTD 1010	CTE or Fine Arts	Interior Design I or Adv Interior Design	Highland	3
*Math 1030	MAA	Quantitative Reasoning – CE	East, Highland, West	3
*Math 1040	MAA	Statistics CE Math 1040	Highland, West	3
*Math 1050	MAA	College Algebra Conc Enrollment	East, Highland, West	4
*Math 1060	MAA	Trigonometry Conc E	Highland, West	3



## ELECTIVE COURSES

CSIS 1400	CTE, SCI	CE Computer Programming 2	West	4
CSIS 1410	CTE, SCI	CE Advanced Computer Programming	West	4
EDU 1010	CTE	Teaching as Professions 3 CE	East, West, Highland	3
ELS 1010	ELD III	Adv II Listening & Speaking	East, Highland	5
ELS 1020	ELD III	Adv II Reading & Writing	East, Highland	5
FHS 1500	CTE	Human Development	East	3
FHS 2400	CTE	Ind & Family Relationships	East	3
FLM 1045	CTE, Fine Arts	Beginning Film Production	Highland, West	6
FRN 1010	WL	French IV Semester 1	East	5
FRN 1020	WL	French IV Semester 2	East	5
FASH 1010	CTE or Fine Arts	Intro to Fashion	Highland	3
HTHS 1120	CTE	MAP: CASE STUDIES — Weber State University	East	3
HSEM 2300	CTE	EMT	East, West, Highland, held at the Career and Technical Center	10
MA 1100	CTE	Medical Terminology	East, Highland, West	3
WLD 1005	CTE	Advanced Welding	East, West, Highland – taught at Highland	3

# THE 4 STEPS

## STEP 01

### APPLY FOR ADMISSION

1. Go to [slcc.edu/concurrentenrollment/](http://slcc.edu/concurrentenrollment/)
2. Select **Admission**
3. Complete the application and submit



## STEP 02

### SET UP YOUR MYSLCC ACCOUNT

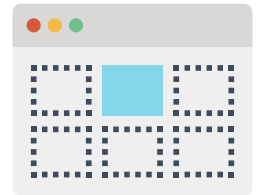
1. Go to [slcc.edu](http://slcc.edu)
2. Hover your mouse over MySLCC – you will see a drop down menu click on **MySLCC**
3. Click on **Reset Password**
4. Enter all information asked for and **Submit**
5. Enter a password that fits all the listed criteria



## STEP 03

### REGISTER FOR CLASSES

1. Go to [slcc.org](http://slcc.org)
2. Click on **MySLCC** at the top of the page and log in
3. Click on **Registration**
4. Find **Banner Registration** and click **Register Here**
5. Select academic term and then **Add/Drop Classes**
6. Select term and click on **Enter CRN** tab (*Your teacher will provide the CRN*)
7. When the class is shown, click **Add to Summary**
8. Click on **Submit** to complete registration



## STEP 04

### PAY TUITION

1. Sign in at: [my.slcc.edu](http://my.slcc.edu)
2. Click **TUITION & FINANCIAL AID** on the top bar
3. Click **SLCCPay+** under the **My Account field**. This will open a new window, SLCCPay+
4. Click **Make Payment** on the SLCCPay+ site
5. Click the bubble **Pay by term** and the semester you would like to make a payment towards; click **Continue**

